Transfer or duplication of this document as well as the utilisation or communication of its content are not permitted unless express consent is granted. Violations give rise to claims for damages. All rights reserved in case of patent, utility model or design patent registrations.
Tolerance specifications do not include clearances inherent in the design.

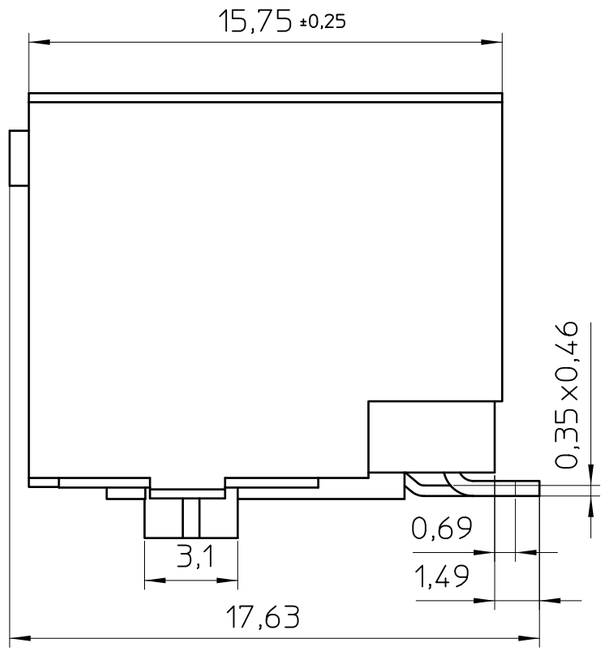

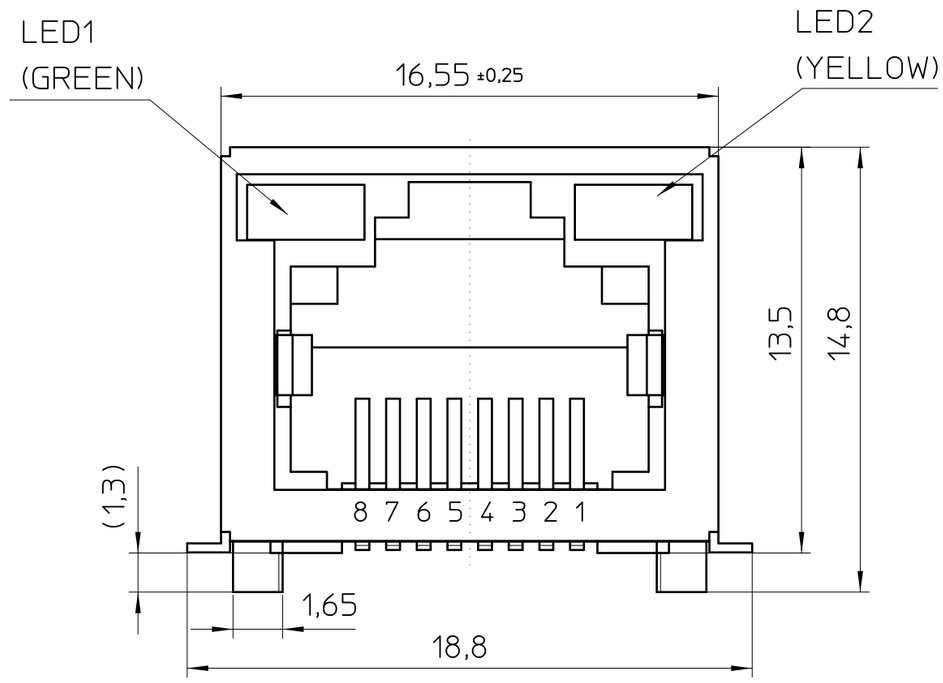

Recommended layout PCB
(see from component side)

3:1

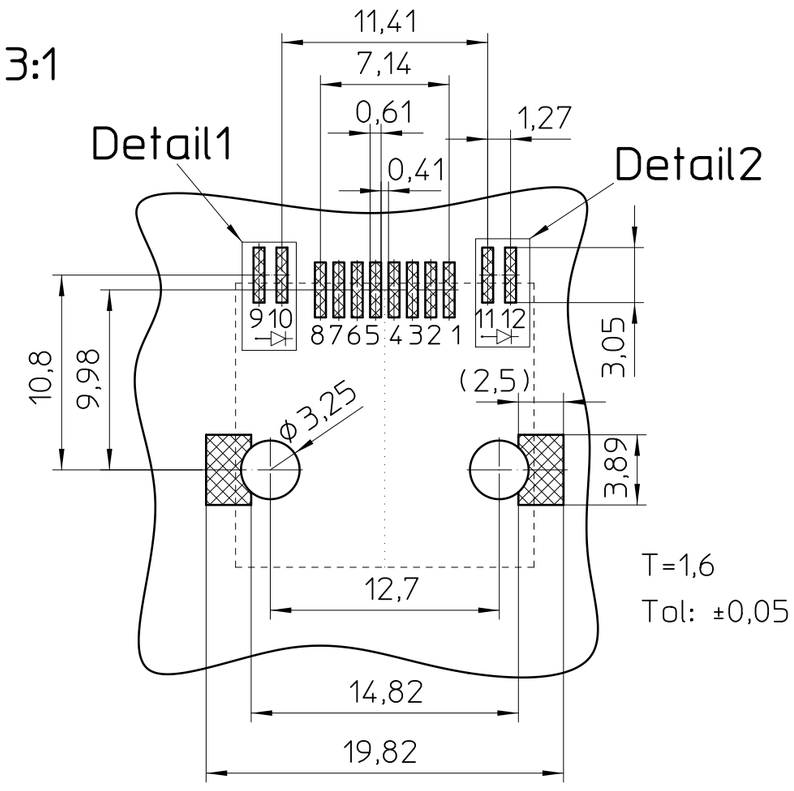

T=1,6
Tol: ±0,05

LED Polarity Detail:

Detail1
10:1

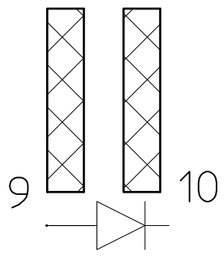

Detail2
10:1

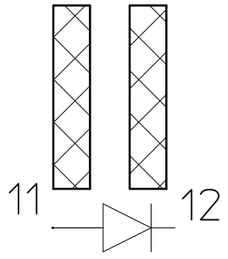

LED-Spezifications		
LED	Forward Voltage (max)	*Forward Voltage (Typical.)
GREEN	2,4 V	2,2 V
YELLOW	2,4 V	2,2 V

* Forward DC current: 20 mA

- EN ISO 291 23/50

Tolerances unless otherwise specified:	DIN A3	document-no. / ri 01262412 / 03	article-no. 1149873	scale 5:1	- Simplified representation - Document excluded from change process - Linear dimensions [mm]
X ± - X.X ±0,25 X.XX ±0,13 X.XXX ±0,05	PHOENIX CONTACT	date 13.11.2024	document-type		
	page 1 of 1	description CUC-SP-J1ST-A/R4LT-SMD-LED			

Weitergabe sowie Vervielfältigung dieses Dokuments, Verwertung und Mitteilung seines Inhalts sind verboten, soweit nicht ausdrücklich gestattet. Zuwiderhandlungen verpflichten zu Schadenersatz. Alle Rechte für den Fall der Patent-, Gebrauchsmuster- oder Designeintragung vorbehalten.
Bauartbedingtes Spiel ist in den Toleranzangaben nicht berücksichtigt.