



ECAM S6/7 Gasstop for Micro Ducts 7 mm OD



BPEO ECAM with Integrated Gasstop for Micro Ducts



BPEO Front Bracket with ECAM with Integrated Gasstop

The BPEO “platform” is now updated for use in micro duct infrastructure based on blown cable deployments. This ECAM can seal and anchor tubes of 7 mm in outside diameter to all the S6/S7 ports on the front side of BPEO closures. It is designed to seal and anchor the fibre micro cables from the closure entry to the splicing trays.


This innovation makes the “solution” BPEO closure a very dense, compact, and secured underground solution for blown fibre engineering.

In addition to the BPEO’s large tray, its additional capabilities, such as the rest of the “Platform Components,” make the BPEO an agile solution for many global FTTx networks.


This BPEO ECAM with gasstop for cable jetting is paired with the Corning® MiniXtend® fibre cables portfolio and in particular, this model is designed to splice the Corning micro cables MiniXtend CT (central tube) portfolio (4F, 6F, 12F, 24F, 36F).



BPEO ECAM with Gasstop Installed on Mobile Bracket (MOBRA) in Manhole




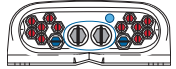


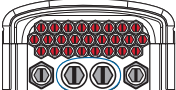
Cable Cross Section of 12F MiniXtend CT Cable







Model of 12F MiniXtend CT cable

Features	Benefits
Seals and anchors the tubes	Very compact, no congestion in the manhole
Seals the cable inside the tube	Secures the closure so that it is watertight. The micro cable is completely protected to secure the optical link
Seals and anchors the ECAM cable entry on the front side	Compliant to the retention and torsion specification
Provides strain-relief to the central strength member of the cables	Secures the internal routing of the fibre to the trays and the retention of the cable within the tube
Front side density	High number of tubes in a compact closure. Allows incremental installation fibre additions

Specifications

Configuration of the BPEO Entry Ports		
References	Front Sides BPEO	Number of ECAM S6/S7 Gasstop 
Size 0 FDP Drop FQ100082228		Max 12
Size 1 FDP Drop FQ100080834 N502029A		Max 16
Size 1 EDP Drop N502065A N502031A		Max 8
Size 1.5 FDP Drop UU007740473		Max 25

Correlations of Ducts and Cables			
Dimensions of micro duct	Outer diameter in mm	7	
	Inner diameter in mm	4	5.5
Dimension range of micro cable	Min. in mm	1	2.5
	Max. in mm	2.5	4

Ordering References	Short Description	Catalog Number
	BPEO ECAM S7 GASSTOP 7 mm	N721291A
	BPEO S1.5 FRONT BRACKET ECAM GASSTOP 7	N712046A
	BPEO S1/S1.5 OMEGA BRACKETS MOBRA ARM	N712037A
	BPEO S0 OMEGA BRACKETS MOBRA ARM	N712038A

CORNING

Corning Optical Communications GmbH & Co. KG • Leipziger Strasse 121 • 10117 Berlin, GERMANY
+00 800 2676 4641 • FAX: +49 30 5303 2335 • www.corning.com/opcomm/emea

Corning Optical Communications reserves the right to improve, enhance, and modify the features and specifications of Corning Optical Communications products without prior notification. A complete listing of the trademarks of Corning Optical Communications is available at www.corning.com/opcomm/trademarks. All other trademarks are the properties of their respective owners. Corning Optical Communications is ISO 9001 certified. © 2024 Corning Optical Communications. All rights reserved. CRR-1977-A4-BEN / February 2025