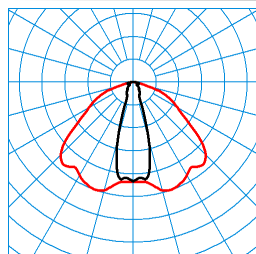


Product features and key data

Luminaire type	Gear tray for E-Line continuous line system with LED escape luminaire for illuminating escape paths. The gear trays with emergency inverter must be combined with a trunking profile concept of 7LV + 5LV-type through-wiring.
Light sources	4-chip LED system for maximum safety.
Connected load	3,60 W
Colour temperature	4.000 K
Rated luminous flux	287 lm
Luminous efficacy	79 lm/W
Interchangeability lightsource	Yes - interchangeable
Colour rendering index	70
Colour tolerance	3 SDCM
Photobiological class	Group 0 - no risk
Luminaire colour	RAL9006 White aluminium
Electrical version	LED driver with integrated single LED monitoring for detection of defective LEDs with short circuit or disconnection.
Emergency light	Emergency light LED
Mains frequency	50/60 Hz
Mains voltage	230 V
Ingress Protection (IP) rating	IP20
Protection class	I
Impact resistance (IK)	IK02
Net length	368 mm
Net width	62 mm
Net height	50 mm
Weight	0,5 kg

light distribution curve



















7650IP L-AHB 230V Inotec L37 03
TX277179

UGR I = 36,2
UGR q = 29,0
DIN 5040: A40
UTE: 1,00 C
CEN Flux Code: 61 87 97 100 100

■ C0 - C180
■ C90 - C270

Available accessories

Material	Description
 07650 L450 7+7LV 225 03 IP64 7266200	Trunking for E-Line 7651 Fix IP64 LED continuous line applications.

	07650 L225 7+7LV E 225 03 IP64 7266300	Trunking for E-Line 7651 Fix IP64 LED continuous line single luminaires or continuous line terminations.
	07650 L450 7+7LV 150 03 IP64 7266400	Trunking for E-Line 7651 Fix IP64 LED continuous line applications.
	07650 L300 7+7LV 150 03 IP64 7266500	Trunking for E-Line 7651 Fix IP64 LED continuous line applications.
	07650 L150 7+7LV E 150 03 IP64 7266600	Trunking for E-Line 7651 Fix IP64 LED continuous line single luminaires or continuous line terminations.
	07650 L150 7+7LV E 150 03 7274500	Trunking for E-Line 7651 Fix continuous line single luminaires or continuous line terminations.
	07650 L300 7+7LV 150 03 7274600	Trunking for E-Line 7651 Fix continuous line applications.
	07650 L450 7+7LV 150 03 7274700	Trunking for E-Line 7651 Fix continuous line applications.
	07650 L225 7+7LV E 225 03 7275300	Trunking for E-Line 7651 Fix continuous line single luminaires or continuous line terminations.
	07650 L450 7+7LV 225 03 7275400	Trunking for E-Line 7651 Fix continuous line applications.
	07650 L450 7+7LV 225 03 IP64 p4 7278500	
	07650 L450 7+7LV 150 03 IP64 p4 7278700	
	07650 L300 7+7LV 150 03 IP64 p4 7278900	
	07650 L225 7+7LV E 225 03 IP64 p4 7279100	
	07650 L150 7+7LV E 150 03 IP64 p4 7279300	
	07650 L37 7LV E 37 03 7688700	

Offer text

Gear tray for E-Line continuous line system with LED escape luminaire for illuminating escape paths. The gear trays with emergency inverter must be combined with a trunking profile concept of 7LV + 5LV-type through-wiring. For use in combination with a central battery system of type INOTEC JOKER. Monitoring implemented as single luminaire monitoring with detailed plain text specification/destination specification. Combination with accessories 07650... (trunking, IP end cap) suitable for use in locations exposed to fire hazards in accordance with DIN EN 60598-2-24 (D designation). Design compliant to DIN VDE 0108 - 100, IEC 60598-1, IEC 60598-2-22, DIN 4844 and EN 1838. The gear tray is suitable for the standard application in 230V generator secured networks without monitoring functionality. Suitable for use in HACCP, IFS version 6 and/or BRC Global Standard Food version 7 certified companies (DIN 10500). Suitable for combination with E-Line Fix 0765... trunking with female connector interval 375 mm for IP20. Compatible with E-Line T5N/LED 07650... support profiles. As single or continuous line luminaire for direct ceiling mounting as well as suspended mounting using accessories to be ordered separately. Mounting to trunking with tool-free stainless steel snap fasteners. Correct mounting of the gear tray with the trunking is confirmed by a snap-in noise. The transparent mounting elements made of UV-stabilised PC can be removed after successful installation, thus ensuring theft and disassembly protection. 4-chip LED system for maximum safety. Luminaire luminous flux 287 lm, connected load 3,60 W, Light colour neutral white, correlated colour temperature (CCT) 4000 K, general colour rendering index (CRI) $R_a > 70$. Colour locus tolerance (initial MacAdam) ≤ 3 SDCM, The light source is replaceable according to the ecodesign requirements (VO (EU) 2019/2020). Gear tray of sheet steel, coated silver-grey (RAL 9006). Dimensions (L x W) 368 mm x 62 mm. 75 mm maximum width due to locking device. Permissible ambient temperature (ta): -15 °C - +45 °C. Weight: 0,5 kg. Self-actuating electrical connection via plug contacts with phase selection. Phase selection is without use of tools. LED driver with integrated single LED monitoring for detection of defective LEDs with short circuit or disconnection. The control gear unit is replaceable in accordance with the ecodesign requirements (VO (EU) 2019/2020). Freely programmable switching method for non-maintained light and maintained light of each individual luminaire without separate bus line. Address-setting with fixed ID without manual address-setting. Luminaires are individually switchable and dimmable via the control component of the system. High functional safety via compliance with international work and safety standards, electromagnetic compatibility and interference resistance. The luminaire complies with the fundamental requirements of applicable EU regulations and product safety legislation and bears the CE symbol.

Application note

The luminous flux of the emergency light gear tray is reduced by approx. 5% in the IP64 application.